
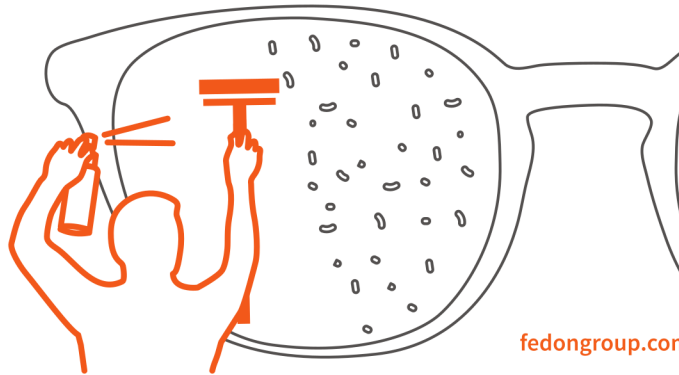


100 ANNI DI PROTEZIONE



FEDON 1919



fedongroup.com

100 YEARS OF PROTECTION

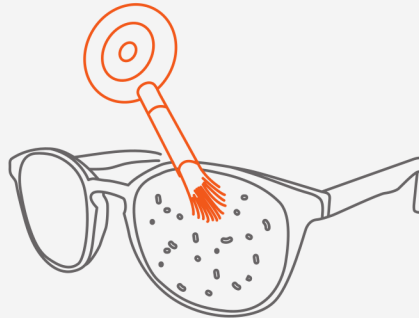


FEDON 1919

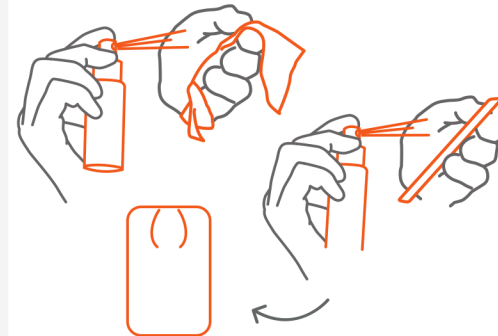
- 1 Remove the glasses with both hands gently withdraw them from the ears.



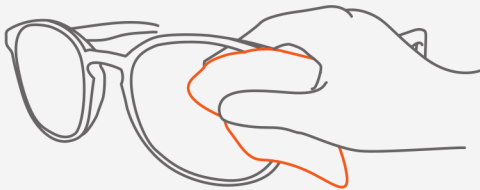
- 2 Remove the dust from the surface. Only one grain can damage the lens.



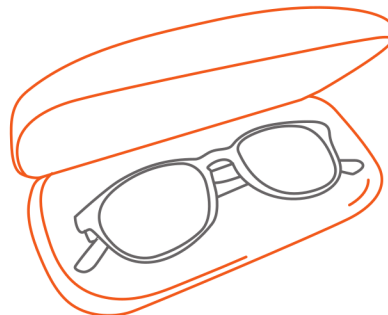
- 3 Spray the solution on the microfiber or CalfCard (they can be washed in water).



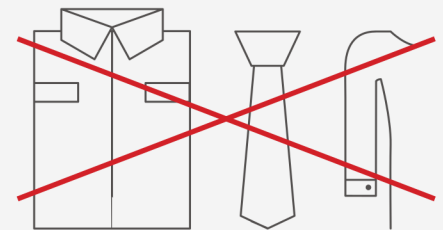
- 4 Clean the lenses gently.



- 5 Put the glasses in your case (better if hard-case). Do regular maintenance with the appropriate kit.



- NO** Always use a microfiber cloth.



TRUSTED PRODUCTS FROM YOUR OPTICIAN-OPTOMETRIST